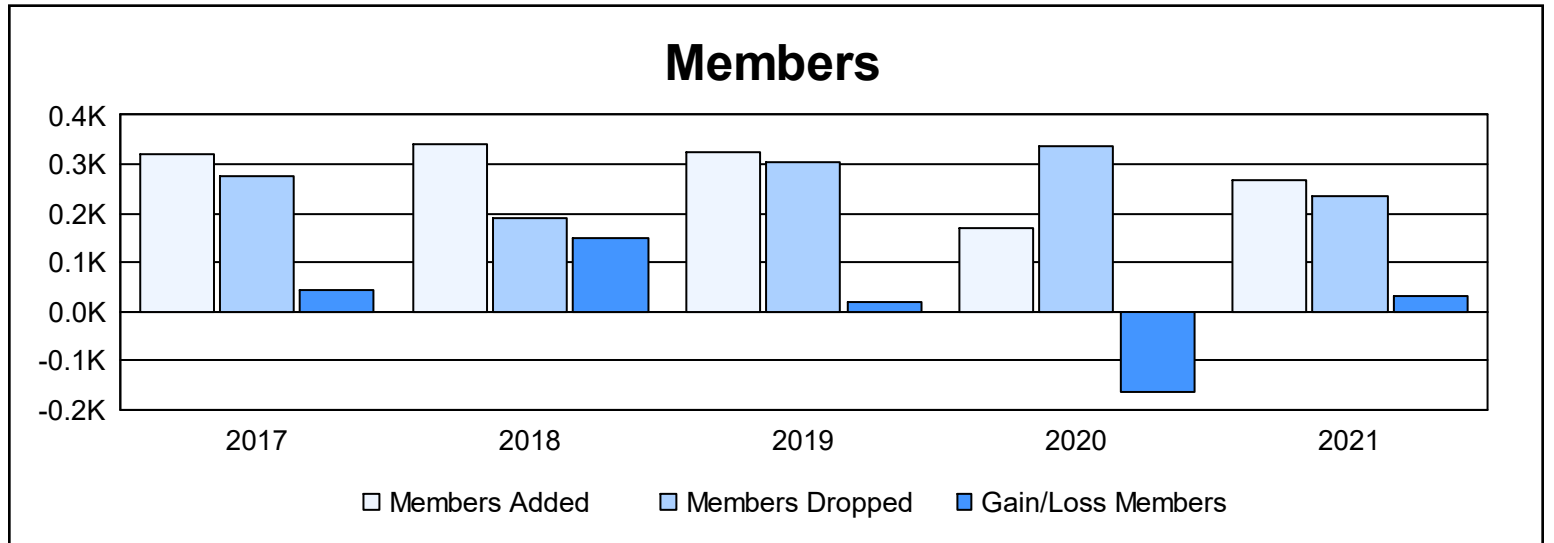
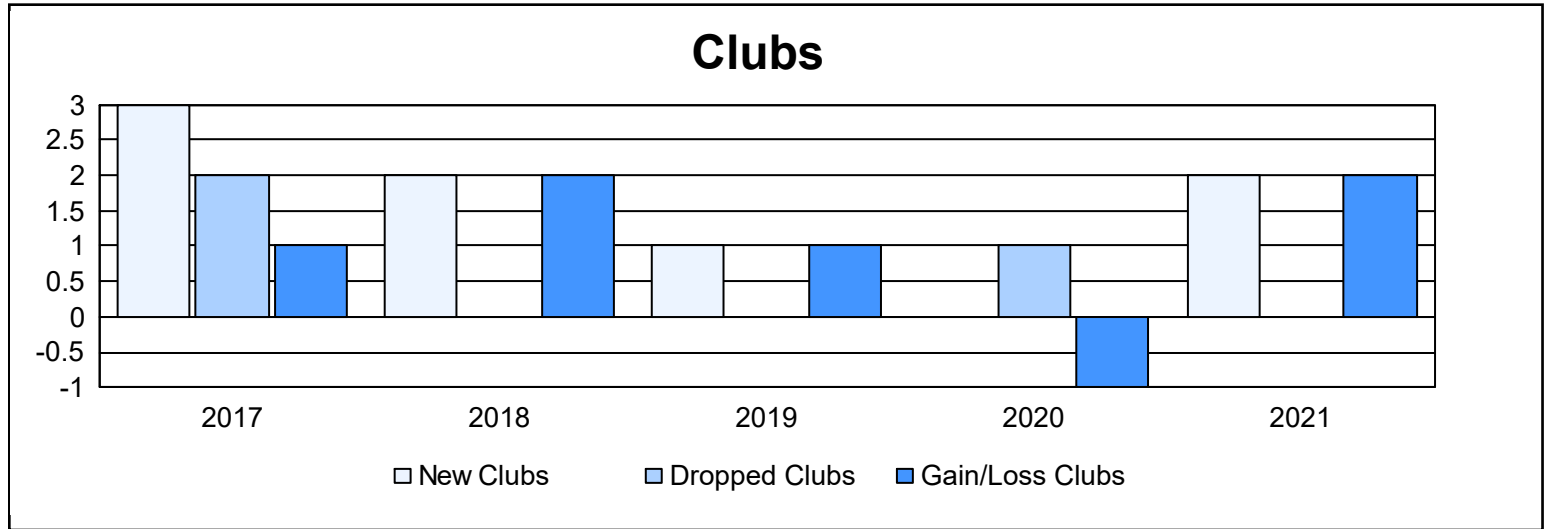
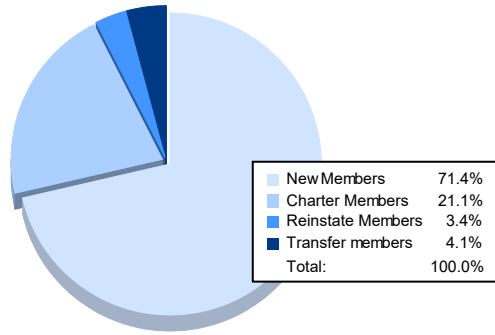


| Year | New Clubs | Dropped Clubs | Gain/ Loss Clubs | New Members | Charter Members | Reinstate Members | Transfer Members | Total Member Added | Total Members Dropped | Gain/ Loss Members |
|----------------|-----------|---------------|------------------|-------------|-----------------|-------------------|------------------|--------------------|-----------------------|--------------------|
| 2016-2017 | 3 | 2 | 1 | 222 | 79 | 9 | 9 | 319 | 276 | 43 |
| 2017-2018 | 2 | 0 | 2 | 264 | 54 | 15 | 6 | 339 | 191 | 148 |
| 2018-2019 | 1 | 0 | 1 | 264 | 37 | 10 | 12 | 323 | 305 | 18 |
| 2019-2020 | 0 | 1 | -1 | 134 | 5 | 21 | 11 | 171 | 336 | -165 |
| 2020-2021 | 2 | 0 | 2 | 190 | 56 | 9 | 11 | 266 | 236 | 30 |
| Average | 2 | 1 | 1 | 215 | 46 | 13 | 10 | 284 | 269 | 15 |



Membership Composition June 2021 Cumulative



Gender Composition June 2021 Cumulative

